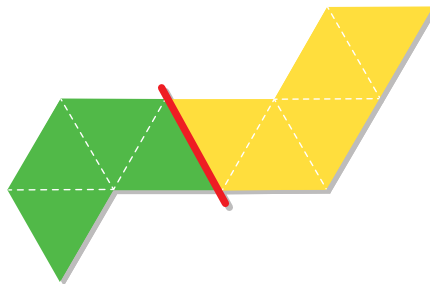


TRI HEXA+ TRIANGLE HEXAGON

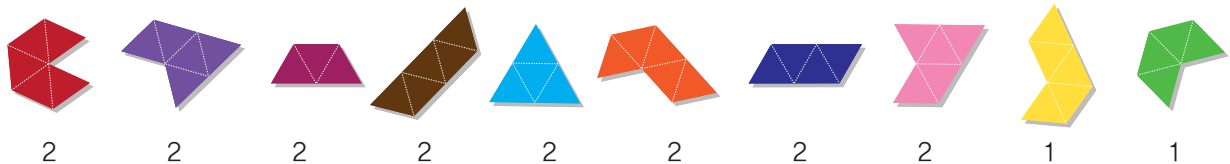
- ◆ AGES : 5 AND UP
- ◆ FOR 2 PLAYERS
- ◆ Each player has 15minutes. (Totally 30minutes)
- ◆ CONTENTS
 1. Triangular chips (10types×4set = 40pcs)
 2. 1 point chip (30pcs)
 3. 10 point chip (6pcs)

◆ SET UP

1. Set starting position




2. Each player gets 18 pieces equally



◆ TO PLAY

1. Put down the tiles in turn, And passing a turn is not allowed
2. Make a regular HEXAGON with 3 or more colors by putting the pieces down to get a POINT CHIP



(3 or more colors regular hexagon with last used tiles.)

TRI HEXA+ TRIANGLE HEXAGON

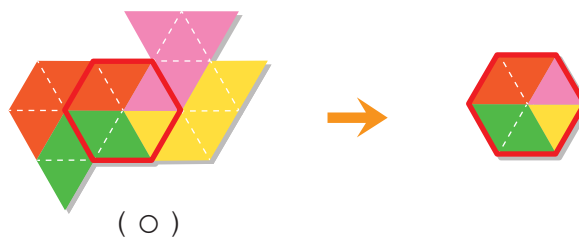
3. According to number of HEXAGONS, you can get more CHIPS For examples,

- 1) When you made 1 HEXAGON, you can get 1 POINT CHIP
- 2) When you made 2 HEXAGON, you can get 2 POINT CHIPS

(3 HEXAGON – 3points 4 HEXAGON – 4points)

(You can exchange ten[1–point chips] for one[10–point chips] at any time)


4. When you made a regular HEXAGON with 4 or more colors, you can get 2 POINT CHIPS



(4 or more colors in regular HEXAGON, you can get 2 POINT CHIPS)

5. Can't exchange pieces once you picked up and put down when your turn

6. It is possible to make an empty space if the side and side are in contact. (Not the apex point)



7. Play the game until use over the pieces of players

◆ THE END

1. The game is over when put all pieces down.
2. The game is over when one player spend whole time (15 minutes)
3. When the game is over, the person who earns more points wins.

◆ TIE-BREAK

- 1 If a TIE result, play an EXTENSION ROUND
2. In the EXTENSION ROUND, provide 3 pieces of the same shape each player. And play in the remaining time (no more EXTRA TIME)
3. If a TIE result again after the EXTENSION ROUND, then result of the game is draw